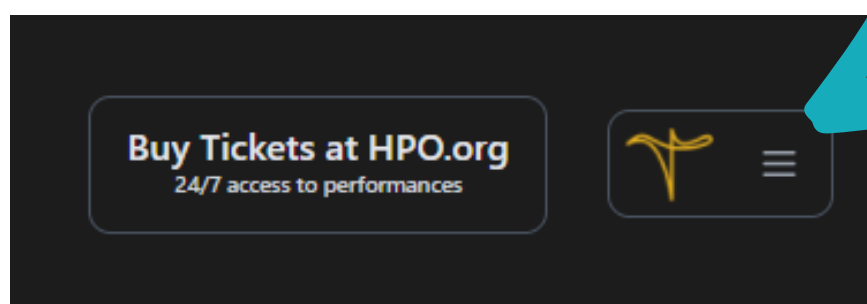


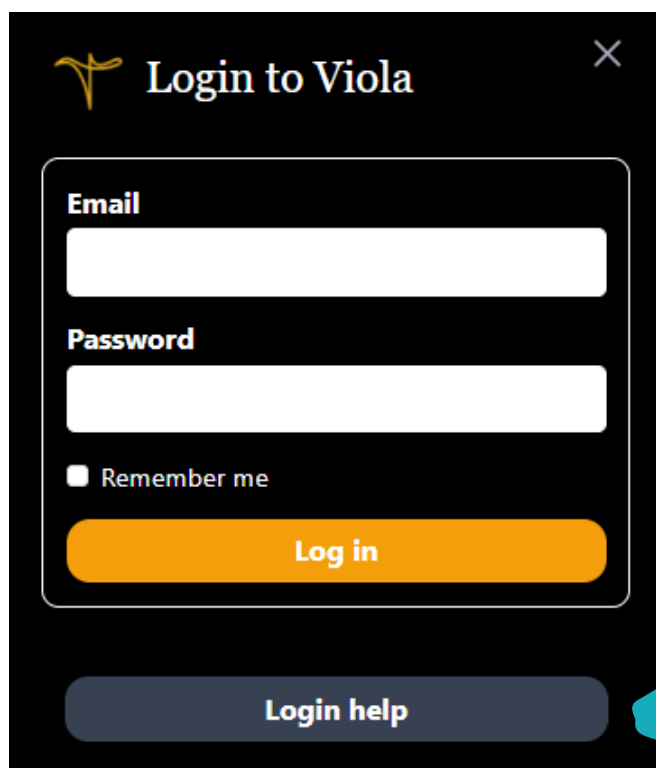
Setting a New Password

1 Visit www.broadcast.hpo.org

2 Click the symbol on the top right side of the screen



3 Click "Login Help"

A screenshot of a "Login to Viola" modal window. The window has a dark background and a white border. At the top left is a yellow logo and the text "Login to Viola". At the top right is a close button (X). Below the title are two white input fields labeled "Email" and "Password". Under the "Password" field is a checkbox labeled "Remember me". Below the input fields is a large orange button labeled "Log in". At the bottom of the modal is a dark grey button labeled "Login help". A red arrow points from the right side of the image towards the "Login help" button.

4

Enter the email you made your HPO purchase with. Select "Update my password" if you would like to change your account password. Select "Send magic link email" to receive an email with a link for instant log in without a password.

Login help

Choose from one of two ways to get access to your account. We can send you an email that allows you to change your password, or send you an email that lets you login right away without a password.


> Please enter your email address below to get started.

Email

Update my password
We'll send you an email to change your password

Send magic link email
We'll send you an email to instantly login

Unable to access your account? Email support@orchestrated.ca



HAMILTON
PHILHARMONIC
ORCHESTRA