

# How to access HPO 21-22 Online Concerts



## A few things to note:

Viewing 21-22 concerts online requires a computer, smartphone or tablet with internet access

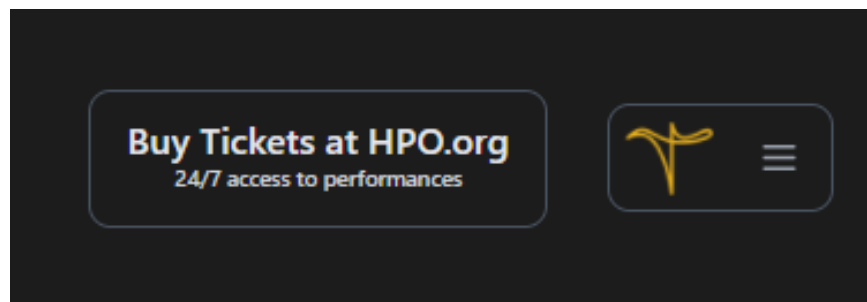
We recommend the Google Chrome browser if possible

If you experience issues accessing your account at [broadcast.hpo.org](http://broadcast.hpo.org), please email [support@orchestrated.ca](mailto:support@orchestrated.ca)

# Logging In

**1** Visit [www.broadcast.hpo.org](http://www.broadcast.hpo.org)

**2** Click the symbol on the top right side of the screen



**3** Enter the email address you used for your ticket purchase and your account password.

If you do not have a password, select login help to set a new one or receive instant account access through email.

**Login to Viola** ×

**Email**

**Password**


Remember me

**Log in**

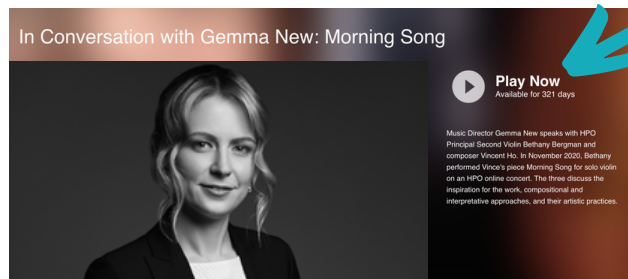
**Login help**

# Watching a Concert

**1** Click the image of the concert you want to view



**2** Click 'Play Now' to open the concert video player



**3** The concert video will begin playing automatically



Use the control panel on the right side of the video player to:

- pause,
- play,
- mute,
- watch in full screen
- cast to another device

